

## 2-INPUT 1-OUTPUT AUDIO SWITCH

### ■ GENERAL DESCRIPTION

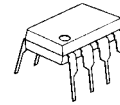
The NJM2520 is 58kΩ input impedance 2-input 1-output audio switch.

It contains two bias-type inputs and one buffer-type output.

### ■ FEATURES

- Operating Voltage ( +4.75V~+13V )
- Crosstalk ( -70dB typ. )
- Input Impedance ( 58kΩ typ. )
- 2-Input, 1-Output
- Bipolar Technology
- Package Outline DIP8,DMP8,SSOP8

### ■ PACKAGE OUTLINE



NJM2520D

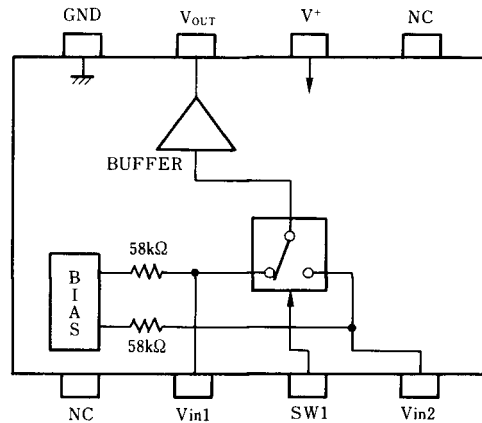


NJM2520M



NJM2520V

### ■ PIN CONFIGURATION



#### PIN FUNCTION

1. NC
2. Vin1
3. SW1
4. Vin2
5. NC
6. V+
7. Vout
8. GND

NJM2520D  
 NJM2520M  
 NJM2520V

# NJM2520

## ■ ABSOLUTE MAXIMUM RATINGS

(Ta=25°C)

PARAMETER	SYMBOL	RATINGS	UNIT
Supply Voltage	V <sup>+</sup>	+15	V
Power Dissipation	P <sub>D</sub>	(DIP8) 500 (DMP8) 300 (SSOP8) 250	mW
Operating Temperature Range	T <sub>opr</sub>	-20~+75	°C
Storage Temperature Range	T <sub>stg</sub>	-40~+125	°C

## ■ ELECTRICAL CHARACTERISTICS

(V<sup>+</sup>=5V, Ta=25°C)

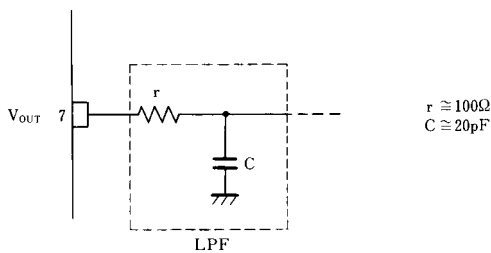
PARAMETER	SYMBOL	TEST CONDITIONS	MIN.	TYP.	MAX.	UNIT
Operating Voltage	V <sup>+</sup>		+4.7	-	+13.0	V
Operating Current	I <sub>CC</sub>		-	8.5	11.0	mA
Frequency Characteristics	G <sub>f</sub>	V <sub>IN</sub> =2V <sub>P-P</sub> , V <sub>O</sub> =10MHz / 100kHz	-1.0	0	+1.0	dB
Voltage Gain	G <sub>v</sub>	V <sub>IN</sub> =2V <sub>P-P</sub> , 100kHz	-0.5	0	+0.5	dB
Total Harmonic Distortion	THD	V <sub>IN</sub> =2.5V <sub>P-P</sub> , 1kHz	-	0.01	-	%
Output Offset Voltage	V <sub>off</sub>		-35	0	+35	mV
Switching Voltage	V <sub>CH</sub>		2.4	-	-	V
	V <sub>CL</sub>		-	-	0.8	V
Input Impedance	R <sub>i</sub>		-	58	-	kΩ
Output Impedance	R <sub>o</sub>		-	10	-	Ω

## ■ CONTROL SIGNAL-OUTPUT SIGNAL

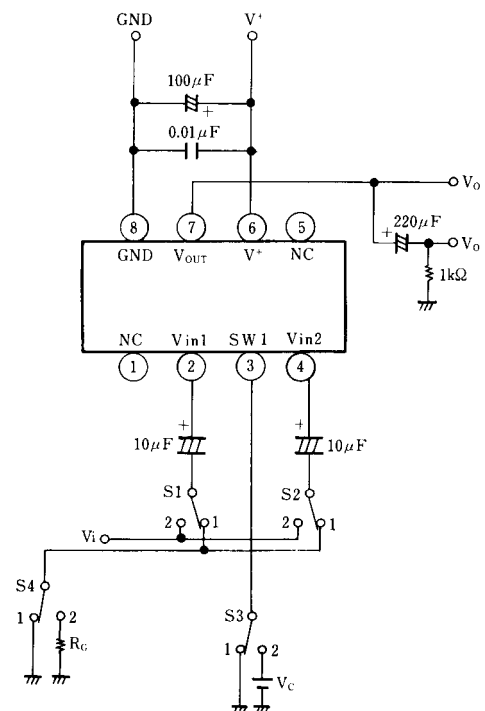
SW1	OUTPUT SIGNAL
L	V <sub>IN1</sub>
H	V <sub>IN2</sub>

## ■ APPLICATION

Oscillation Prevention on light loading conditions  
Recommended under circuit



## ■ TEST CIRCUIT



### [CAUTION]

The specifications on this databook are only given for information, without any guarantee as regards either mistakes or omissions. The application circuits in this databook are described only to show representative usages of the product and not intended for the guarantee or permission of any right including the industrial rights.